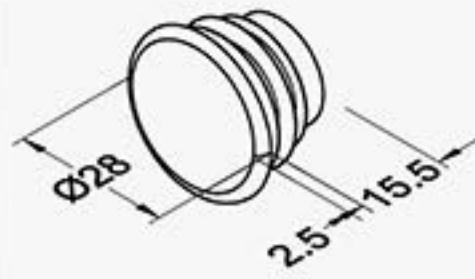


P Series
PLASTICS



PLASTICS

P-1



kg/Pc	0.003
Pc/Ctn	400

P-1A



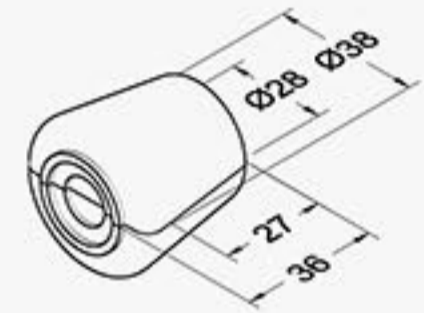
kg/Pc	0.003
Pc/Ctn	400

P-2



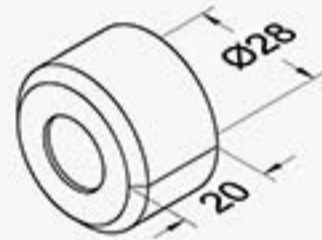
kg/Pc	0.009
Pc/Ctn	200

P-2A



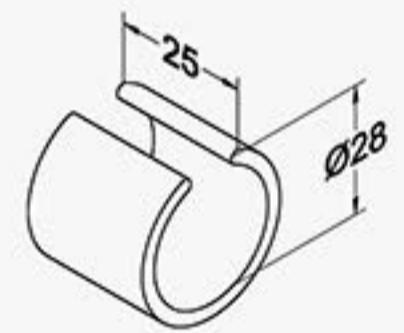
kg/Pc	0.017
Pc/Ctn	100

P-2B



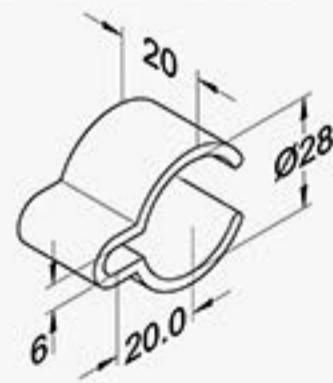
kg/Pc	0.009
Pc/Ctn	200

P-3



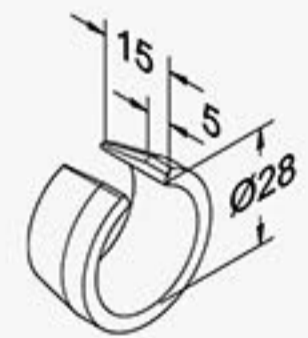
kg/Pc	0.005
Pc/Ctn	300

P-4



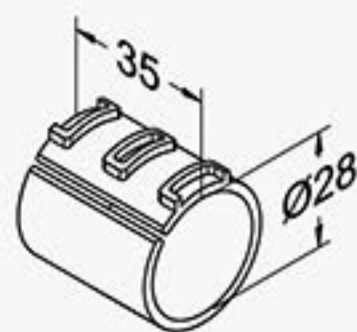
kg/Pc	0.005
Pc/Ctn	300

P-5



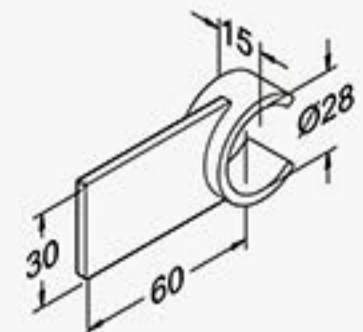
kg/Pc	0.003
Pc/Ctn	500

P-6



kg/Pc	0.006
Pc/Ctn	150

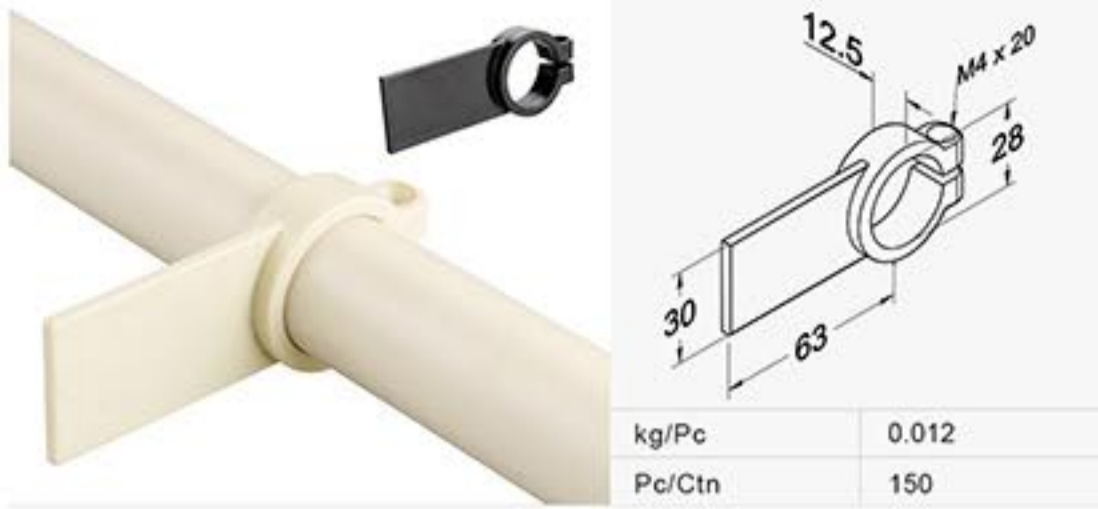
P-7



kg/Pc	0.010
Pc/Ctn	200

Unit : mm

P-7A



P-7B



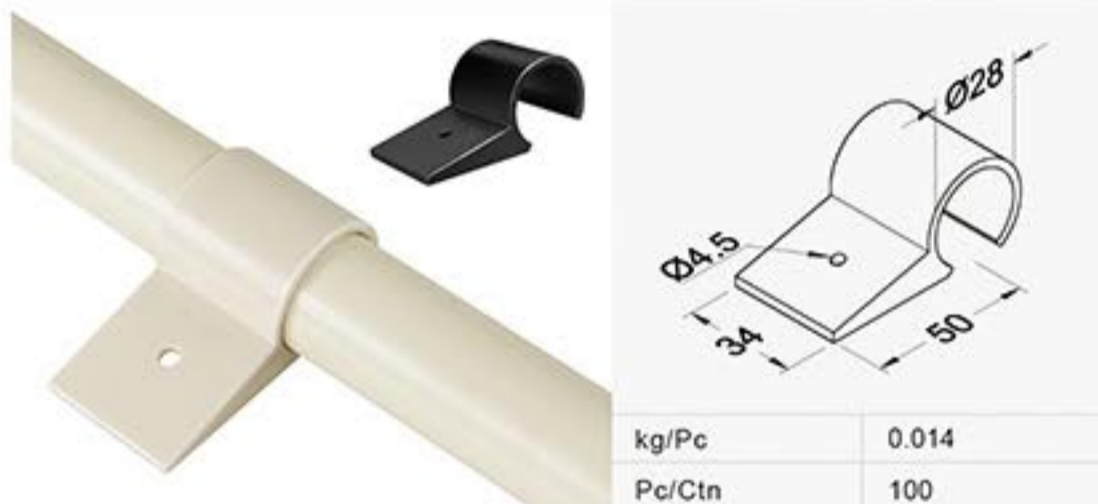
P-8




P-9



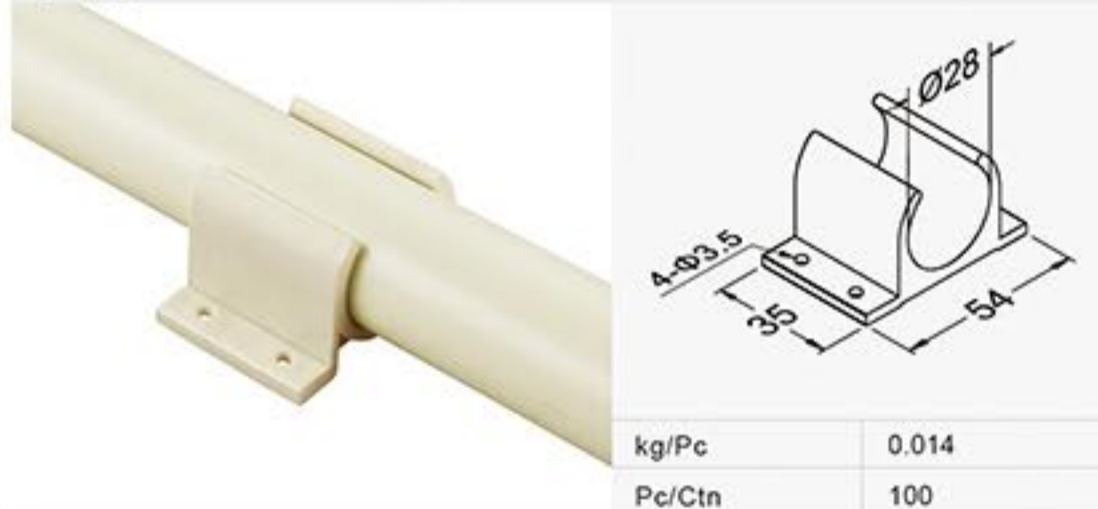
P-10



P-11



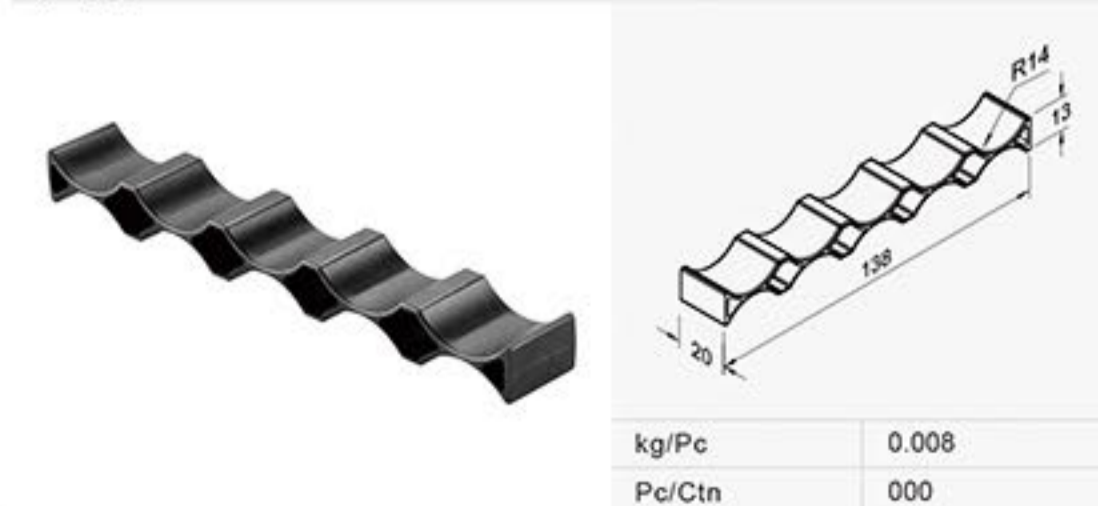
P-13



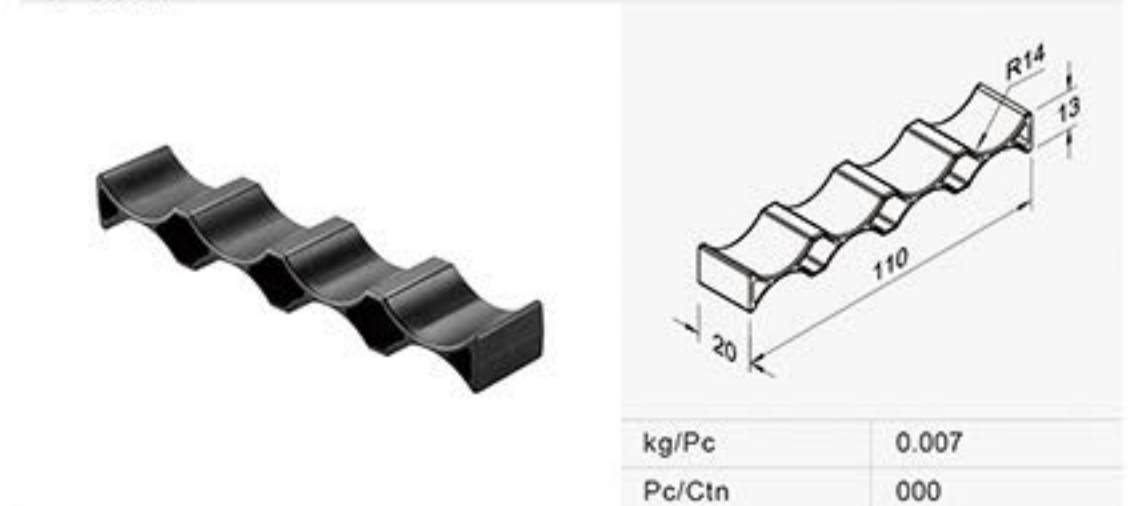
P-14



P-15



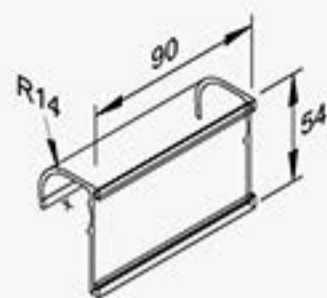
P-15A



P Series

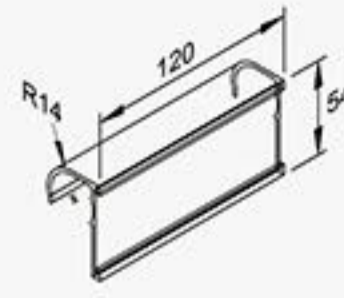
PLASTICS

P-L1



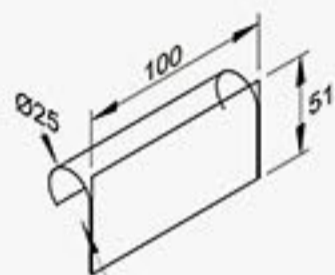
kg/Pc	0.040
Pc/Ctn	60

P-L1A



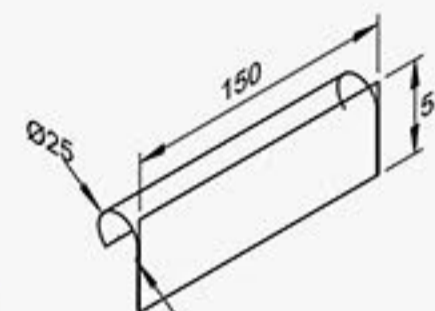
kg/Pc	0.053
Pc/Ctn	50

P-L2



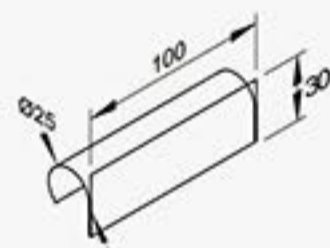
kg/Pc	0.014
Pc/Ctn	120

P-L2A



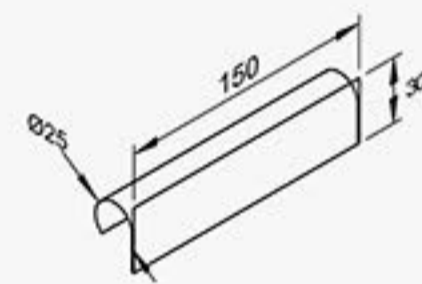
kg/Pc	0.022
Pc/Ctn	60

P-L2B



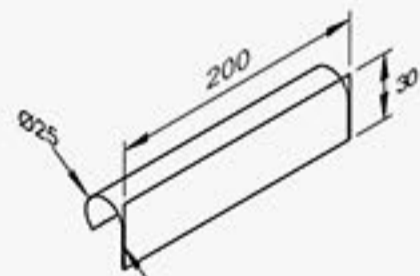
kg/Pc	0.013
Pc/Ctn	100

P-L2C



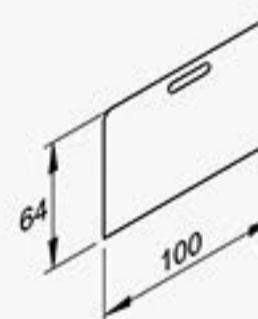
kg/Pc	0.020
Pc/Ctn	60

P-L2D



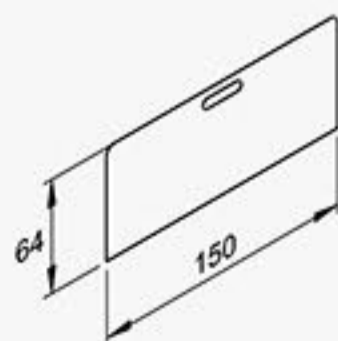
kg/Pc	0.026
Pc/Ctn	50

P-L3



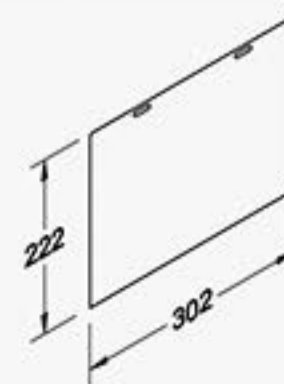
kg/Pc	0.006
Pc/Ctn	1000

P-L3A



kg/Pc	0.009
Pc/Ctn	700


P-L3B



kg/Pc	0.088
Pc/Ctn	100

Unit : mm

P-L3C



Technical drawing of P-L3C connector showing dimensions: 122 mm height and 302 mm length.

kg/Pc	0.045
Pc/Ctn	150


P-L3D



Technical drawing of P-L3D connector showing dimensions: 100 mm height and 210 mm length.

kg/Pc	0.029
Pc/Ctn	500

P-L4



Technical drawing of P-L4 connector showing dimensions: 200 mm length and 35 mm height.

kg/Pc	0.045
Pc/Ctn	150

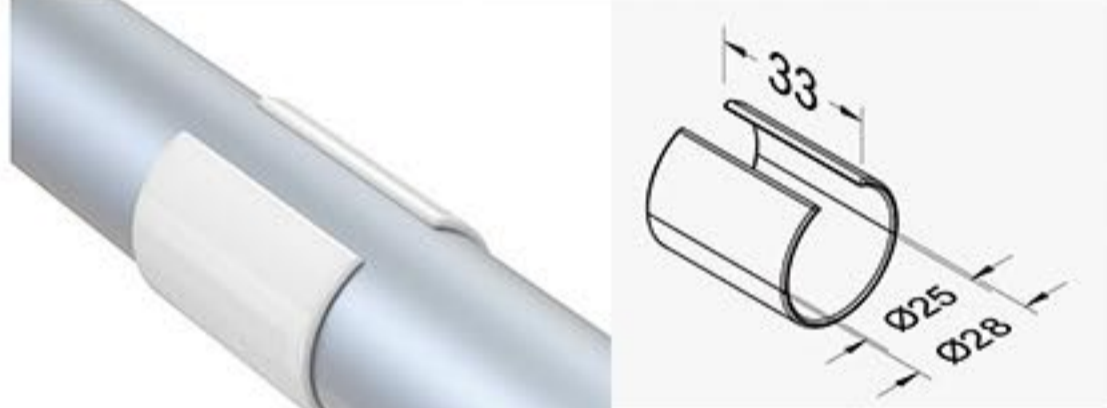
P-HJ2B



Technical drawing of P-HJ2B connector showing dimensions: 72.5 mm width, 60 mm height, and 20 mm depth.

kg/Pc	0.057
Pc/Ctn	25

P-25



Technical drawing of P-25 connector showing dimensions: 33 mm length, $\text{Ø}25$ inner diameter, and $\text{Ø}28$ outer diameter.

kg/Pc	0.006
Pc/Ctn	400

P-25 INSTRUCTIONS

